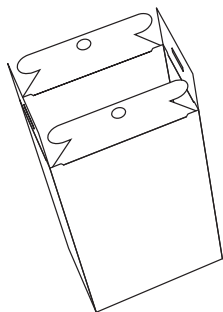



LumaLanterns Plastic Luminarias Instruction Sheet

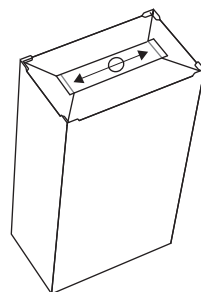
Assembly Instructions:



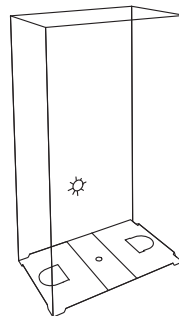
1. Square up the LumaLantern by creasing all the corners.



2. Fold in short flaps at the bottom of the LumaLantern.



3. Fold in the long flaps over the short flaps and insert the tabs into the slots.



4. Weigh down the LumaLantern to anchor in place and place battery operated candle inside. LumaLanterns are not flame resistant.



Scan the code or visit our website for more information.

www.lumabase.com